

Wa-Hi-Nasa Lodge Flap

To many patches are only a piece of cloth and to others they are things to collect and highly value. What ever side of this topic you fall on, we can all agree that much of the Wa-Hi-Nasa History can be told through it's Patches. How does the patch tell this. Well most members use the event patch or lodge flap to conjure the memories of their time in the Order. Memories and stories of the fun and what did not go so well, tend to come alive when looking back at these remembrances of time gone past. This is one of the many reasons that patches become great sentimental treasures for special events in our lives. Lodge Flaps are special to our lodge in that every flap has to be approved by the LEC.



R-1 — 1946-48, Only two *(2) known to exist. Currently owned by the Wa-Hi-Nasa Lodge, thanks to Mr Carl E Head, II, and a private collector. Felt, Hand screened and about 3 inches. The two patches known were found in the estates of Tom Parker and Barry Goad. Mr. Goad wrote a letter describing how he came into possession of his. This patch is a hand screen over a piece of hand cut felt. Probably was used as a patch for those attending the 46 or 48 National conference. Blue Book (R1)

<p>Wa-Hi-Nasa Lodge #111 Order of the Arrow, Middle Tennessee Council Nashville, TN 37027 (615) 834-1270 / No Fax # (fax)</p>	<p><i>Memorandum</i> February 10, 1999 Page ... 1 Memo No: 101 Sent Via: Pickup</p>
<p>To: Boyd Williams Wa-Hi-Nasa Lodge #111 1228 Hickory Ridge Drive Franklin, TN 37064 Phone #: (615) 794-1027</p>	<p>Reference: 99-046</p>
<p>From: Barry Goad</p>	<p>Subject: Lodge #111 R-1</p>

This memo serves to verify that I did sell to another lodge member the first round felt patch issued by Wa-Hi-Nasa Lodge #111. The patch is white felt with red lettering including "Wa-Hi-Nasa Lodge" and "Nashville" as well as an eagle in the middle of the patch. The patch is pictured below - not to scale. The patch had my name written on the back.

I obtained this patch as a member of the lodge in the late 1940s. When I became Lodge Scribe in 1949, I was given a box of lodge supplies which included several of these patches which had been issued by the lodge prior to that time, and these were left-overs. I do not recall what became of these patches.

Barry Goad
 Barry Goad
 1960 Wa-Hi-Nasa Lodge Chief
 File:111



R-2a & R-2b — 1950-54, This patch has 2 versions. The R-2a version has No tags from W's to boarder, Twill right Medium, Cut Edge, and is 75 mm in diameter. The second R-2b has tags from the W's to the boarder, twill right coarse, Cut Edge and is 76 mm in diameter. Blue Book (R2a & R2b)



R-2a



R-2b



R-3 — 1954, This patch has a cut edge and is 78mm in diameter. Blue Book (R3)



F-1 — 1956, This is the first flap issues by the lodge. The design was the same as the Round Patch (R-3) that was previously used by the lodge. Blue Book (F1)

W-1 — 1959. This Woven flap became the standard for all following standard lodge issue flaps. Blue Book (W1)



S-1a — mid 1960's, This was the lodges first Solid embroidered flap. This flap was restricted so that members could only buy one(1) per year and were not allowed to trade this flap. The distinguishing feature of this flap is that the I in Wa-Hi-Nasa is 6mm tall. Blue Book (S1a)

S-1b — mid 1960's. This flap is a version of the S1 where the I in Wa-Hi-Nasa is 8 mm tall. This flap is rumored to have been produced because the West District was quite large and held several Ordeals. This flap was then ordered for these ordeals along with selling in the Council office. Blue Book (S1b)



S-2a — 1973. This flap is distinctive from the previous in that there are Square corners and the Claws in the eagle are indistinct with thick outlines. Members were again only allowed one per year with a ban on trading. Blue Book (S2a)

S-2b — 1973-74, This flap has the distinctive Square boarder but the claws were distinctively 3 prong. Members were again only allowed one per year with a ban on trading. Blue Book (S2b)





S-3 — 1975. Ordeal Issue, The lodge voted to lift the restrictions on selling and trading flaps. A part of this motion was to also start a tradition in the Wa-Hi-Nasa lodge. The flaps would have 3 different color borders to indicate the level of membership. The white border signified Ordeal Membership in the Order of the Arrow. This flap first appeared at the 1975 Conclave where it was sold for \$1.00 each. Blue Book (S3)

S-4 — 1975. Brotherhood Issue, The lodge decided that the second level of membership or Brotherhood would be signified by a Red border. This set of flaps was also the classic Lion Brothers shape. Blue Book (S4)



S-5 — 1975. Vigil Issue. The Vigil honor recognition would be signified by a gold border. This set up a vernacular of an OBV set. This is nothing more than needing all three Patches in the set from the Ordeal. Brotherhood, and Vigil. This is also the only set of OBV's that are with out the Fleur-de-lis. Blue Book (S5)

S-6 — 1977. Ordeal Issue. This flap was the first to have the lodge add a Fleur-de-lis to the classic design. These flaps also show vertically stitched embroidery in the head with a cloth back. The W's measure 7 mm tall. Blue Book (S6)



S-7 — 1977. Brotherhood Issue. This flap was the first to have the lodge add a Fleur-de-lis to the classic design. These flaps also show vertically stitched embroidery in the head with a cloth back. The W's measure 7 mm tall. Blue Book (S7)

S-8 — 1977. Vigil Issue. This flap was the first to have the lodge add a Fleur-de-lis to the classic design. These flaps also show vertically stitched embroidery in the head. The W's measure 7 mm tall. Blue Book (S8)





S-9 — 1978. This flap makes the first to celebrate a lodge anniversary. This “40 Years of Service” flap was known for its colorful design and depiction of the OA lodge building at Boxwell. Blue Book (S9).

S-10 — 1978. Ordeal Issue. The lodge as many times in the future needed to only reorder Ordeal and Brotherhood flaps. This is distinguished from the previous set in that the W’s measure 9mm in height and has a plastic backing. There are some variations of this flap. Blue Book (S10)



S-11 — 1978. Brotherhood Issue. Like that of S-10 the distinguished features from the previous set is that the W’s measure 9mm in height and have a plastic backing. Blue Book (S11)

S-12 — 1979. When the need to reorder Vigil flaps arose the Manufacturer made a mistake and replaced the gold boarder with a black boarder. Only 200 of these were made and were open for all members to purchase. Blue Book (S12).



S-13 — 1981. The Wa-Hi-Nasa lodge hosted a joint Area 2-A and 2-B conclave. This Flap served as an Area Conclave Host Flap. The first Service Flap for Wa-Hi-Nasa was available at a 1 per member who attended either a pre or post Conclave work day, with a max of 2 flaps per member. Only 100 flaps were issued and is considered by many to be one of the toughest flaps to find other than R-1. Blue Book (S13)



S-14 — 1982. Ordeal Issue, The lodge again re-ordered ordeal flaps. This flap returned Shorter than the typical flap. This flap in 116mm in length. Blue Book (S14).

S-15 — 1982. Brotherhood Issue, The brotherhood flaps were again re-ordered but from a different company as that of S-14. This flap is distinguished by the eagle has a white eye and measures 126mm in length. This flap is also know as “Wings over 111” since it is the one issue that the wings extend over the 111. Blue Book (S15)



S-16 — 1983. Ordeal Issue. With so much variety in the end product of the OBV ordered at different times, the lodge decided to order a set of OBV at the same time. This set is distinguished by having the background stitching horizontal, a plastic back and measuring 122mm in length. Blue Book (S16)

S-17 — 1983. Brotherhood Issue. This set is distinguished by having the background stitching horizontal, a plastic back and measuring 122mm in length. Blue Book (S17)



S-18 — 1983. Vigil Issue. This set is distinguished by having the background stitching horizontal, a plastic back and measuring 122mm in length. Blue Book (S18)

eS-1984-1 — 1984. This flap is now considered a event patch (eS-1984) This flap was given to members who attended a work day on June 1-3 at Boxwell reservation designed to set up camp (Spring Ordeal). This was also Members could also pre order two (2) more for a total of three (3). Blue Book (YS1, eS1984-1)





S-19 — 1984. Ordeal Issue, The lodge again re-ordered Ordeal and Brotherhood flaps again from a different company. These flaps measured 55mm x 119mm without a plastic back. Blue Book (S19)

S-20 — 1984. Brotherhood Issue, The lodge again re-ordered Ordeal and Brotherhood flaps again from a different company. These flaps measured 55mm x 119mm without a plastic back. Blue Book (S20).



S-21 — 1985. As the middle Tennessee council decide to make an anniversary Council Strip, the Lodge decided to make an anniversary flap to do along with the Council strip. Blue Book (S21)

S-22a — 1986. Ordeal Issue. This flap is distinguished by two (2) feathers of the eagle are below the shaft of the arrow shaft. The Fleur-de-lis measures 10mm. The fletching is smaller than the earlier flaps measuring only 5mm and the embroidery is vertical on the head and the background.. Blue Book (S22)



S-22b — 1986. Ordeal Issue. The distinction between a and b is the one rounded corner on the left side. Blue Book (unlisted)

S-23 — 1986. Brotherhood Issue. This flap is distinguished by two (2) feathers of the eagle are below the shaft of the arrow shaft. The Fleur-de-lis measures 10mm. The fletching is smaller than the earlier flaps measuring only 5mm and the embroidery is vertical on the head and the background. Blue Book (S23).



S-24a — 1986. Vigil Issue. This flap is distinguished by two (2) feathers of the eagle are below the shaft of the arrow shaft. The Fleur-de-lis measures 10mm. The fletching is smaller than the earlier flaps measuring only 5mm and the embroidery is vertical on the head and the background. This has a lighter boarder than S-24b. Blue Book (S24a)



S-24b — 1986. Vigil Issue. This flap is distinguished by two (2) feathers of the eagle are below the shaft of the arrow shaft. The Fleur-de-lis measures 10mm. The fletching is smaller than the earlier flaps measuring only 5mm and the embroidery is vertical on the head and the background. This has a darker boarder than S-24a. Blue Book (S24b)

W-2 — 1988. Anniversary Issue. The Lodge's second anniversary flap was designed to celebrate the lodges "50 years of Cheerful Service". This Flap is known for it being woven and featuring 2 Native American faces looking at Boxwell's Cripple Crab Administration building. Blue Book (W2)



S-25 — 1989. Conclave Host Issue. This flap is a mirror of the Conclave participation patch that year. Featuring a cut edge boarder to simulate the spars and the interior with stretched skin. There were 220 of these flaps made and Members were allowed to earn up to 2 flaps with service at a Conclave work days or service at conclave. Blue Book (S25)

S-26 — 1990. Anniversary Issue. Set up to recognize the 75th anniversary of the beginning of the Order of the Arrow at Treasure Island Scout Camp. Blue Book (S26)





S-27a — 1990. Ordeal Issue. This flap is distinguished by no feathers of the right wing are below the arrow shaft. The fletching's measure 7mm and the embroidery is vertical on the background. This flap measures 51x130mm. There is a white base material. Blue Book (S27)

S-27b — 1990. Ordeal Issue, This Flap is different from the former version is that it is made with a black base material. This flap measures 53x128mm. Blue Book (S29)



S-28 — 1990. Brotherhood Issue. This flap is distinguished by no feathers of the right wing are below the arrow shaft. The fletching's measure 7mm and the embroidery is vertical on the background. This flap measures 51x130mm. There is also a white base material. Blue Book (S28)

S-29 — 1990. Vigil Issue. This flap is distinguished by no feathers of the right wing are below the arrow shaft. The fletching's measure 7mm and the embroidery is vertical on the background. This flap measures 51x130mm. There is also a white base material. This is same as S-27,S-28. Blue Book (S30)



S-30 — 1992. NOAC Issue. The Lodge's first NOAC flaps was designed with the location of the conference being the closest to Middle Tennessee that the conference has ever been. 2000 of these flaps were made. Blue Book (S31)

S-31 — 1992. Ordeal Issue. This set of OBV Flaps are sometimes referred to as "the Buzzard Flap". The design was the first with a computer designed stitching. The eagle is distinctive because of the clearly designed claws. Blue Book (S32)





S-32 — 1992. Brotherhood Issue. This set of OBV Flaps are sometimes referred to as “the Buzzard Flap”. The design was the first with a computer designed stitching. The eagle is distinctive because of the clearly designed claws. Blue Book (S33)

S-33 — 1992. Vigil Issue. This set of OBV Flaps are sometimes referred to as “the Buzzard Flap”. The design was the first with a computer designed stitching. The eagle is distinctive because of the clearly designed claws. Blue Book (S34)



S-34 — 1994. NOAC Trader, This was issued as a trader flap to be sold at all Lodge events through out 1994. Blue Book (S35)

S-35 — 1994. NOAC Issue, This was issued as a trader flap to be sold only at NOAC. Blue Book (S36)



S-36 — 1994. NOAC Contingent. This was issued only to contingent members and members of the Wa-Hi-Nasa lodge who were on staff for this conference. Blue Book (S37)



S-37 — 1995. Conclave Host Issue. This trader flap is the Second to feature the OA lodge building at Boxwell reservation. This was also in honor of renaming the Building for Howard B, Olson that year. The seven feathers hanging off this flap was designed to represent each of the seven lodges in the section. Only 300 were made. Blue Book (S38)

S-38 — 1995. Conclave Host Issue. This flap was issued at a pre-conclave workday. With only 1 flap per arrowmen in attendance. Only 100 were made. Blue Book (S39)



S-39 — 1995. Conclave Host Issue. This flap was issued at as a conclave contingent flap. With only 1 flap per arrowmen in attendance. Only 100 were made. Blue Book (S40)



S-40 — 1996. NOAC Trader. This was issued as a trader flap to be sold at Lodge events. Blue Book (S41)



S-41 — 1996. NOAC Contingent. This was issued only to contingent members and members of the Wa-Hi-Nasa lodge who were on staff for this conference. Blue Book (S42)



S-42 — 1996. Service Issue. This flap was issued at a Cub World work day. There was 1 per attendee and no extras. Only 100 were produced. Blue Book (S43)





S-43 — 1997. This flap was voted on by the LEC to honor our lodges first National Vice Chief, Josh Sain. This flap states in a graphical message Home of the National Vice Chief. 500 flaps were made, of these a portion were given to Josh to give as gifts or thank you's during his travels as time as National Vice-Chief. Blue Book (S44)

S-44 — 1997/98. Fund Raising Issue. This triple eagle design flap was created to fund a camp improvement project, The High Adventure Building. There were 111 made and sold for \$111. This flap is commonly called by the members the 111 Flap. The flap came with a Certificate for Authenticity and numbered. Blue Book (S45)



S-45 — 1998. Anniversary Issue. This flap celebrates the 60th anniversary of the Wa-Hi-Nasa Lodge. Blue Book (S46)

S-46 — 1998. NOAC Trader. This was issued as a trader flap to be sold at Lodge events. Blue Book (S47)



S-47 — 1998. NOAC Contingent. This was issued only to contingent members and members of the Wa-Hi-Nasa lodge who were on staff for this conference. Only 300 were made. Blue Book (S48)



S-48a — 1998. Ordeal Issue. The Traditional Eagle was redrawn to include a gold Beak and Claws. Another distinction is that the lower corners are sharp angles. Blue Book (S49)

S-48b — 2007. Ordeal Issue. The Lodge re-ordered flaps from a different supplier. The distinction is that this set of OBV flaps have a 4 color eagle. The interior of the eagles wings is a dark blue and the black of the last OBV set. Previously listed (S66)



S-49a — 1998. Brotherhood Issue. The Traditional Eagle was redrawn to include a gold Beak and Claws. Another distinction is that the lower corners are sharp angles. Blue Book (S50)

S-49b — 2007. Brotherhood Issue. The Lodge re-ordered flaps from a different supplier. The distinction is that this set of OBV flaps have a 4 color eagle. The interior of the eagles wings is a dark blue and the black of the last OBV set. Previously listed (S67)



S-50a — 1998. Vigil Issue. The Traditional Eagle was redrawn to include a gold Beak and Claws. Another distinction is that the lower corners are sharp angles. Blue Book (S51)

S-50b — 2008. Vigil Issue. The Lodge re-ordered flaps from a different supplier. The OBV flaps have a 4 color eagle, with the interior of the eagles wings is a dark blue. In an attempt to complete this set of OBV only 200 of these were produced and were sold out in a single event. Previously listed (S68)



S-50c — 2012. Vigil Issue. The Traditional flap was re-ordered but the manufacture made an error in the boarder color being Yellow and not Gold. Previously listed (S51b)

S-51 — 1999. Service Issue. This white ghost flap has a red arrow. One was awarded to each of the 92 “Year of Opportunity” service award recipients at the Fall Fellowship. The remainder were sold to recipients. The lore of this flap is that it is the only flap to be produced without LEC approval. With the Flap in hand the LEC approved the use of the flap as an award in the “Year of Opportunity” service award. Blue Book (S52)



S-52 — 2000. NOAC Contingent Issue. The Traditional flap was redesigned to incorporate the iconic end zones at the University of Tennessee. Some were made available at Summer Camp Cracker Barrel with the remainder going to NOAC Contingent members at NOAC. These were never sold at a lodge function. The lore about this patch is that it is the reason that we sell patches in rounds of small numbers. A screaming match between adults ensued when one member did not get his “fair share of Patches” Only 550 were made. Blue Book (S53)



S-53 — 2000. Service Issue. This red ghosted flap has the eagle and Fluer-de-lis outlined in Back and a white Arrow. One was awarded to each of the 108 “Year of Service” award recipients at the Fall Fellowship. The remainder were sold to recipients. Only 500 were made. Since the 1999 service award worked so well the LEC decided to re-initiate the program. This award requirements for these were then seen as base of the National Arrowman service Award program the next year. Blue Book (S54)



S-54 — 2001. Conclave Trader. This flap was issued for the SR-6N conclave that was hosted at Boxwell. This was the Trader flap. The background was the face in the fire that was the Conclave participant patch. There were 1200 manufactured. Blue Book (S55)

S-55 — 2001. Conclave Service. This flap was issued for the SR-6N conclave that was hosted at Boxwell. This was the Service flap for working at the event. The background was the face in the fire that was the Conclave participant patch. There were 300 manufactured. Blue Book (S56)



S-56 — 2001. Conclave Service. This flap was issued for the SR-6N conclave that was hosted at Boxwell. This was earned by those who gave service at a pre-conclave workday. The background was the face in the fire that was the Conclave participant patch. There were 500 manufactured. Blue Book (S57)

S-57 — 2002. This flap was voted on by the LEC to honor our lodges first National Chief, Clay Capp. As is the tradition in our lodge, Clay wanted the base design of his flap to be that of the 111 flap (S-45). 2000 flaps were made with a small portion being given to Clay to give as gifts during his travels as National Chief. Blue Book (S58)



S-58 — 2002. NOAC Trader. This was issued as a trader flap to be sold at Lodge events. This flap has a yellow boarder, the lodge number 111 ghosted in to the Eagles head. Blue Book (S59)




X-5 — 2002. The second pocket companion piece issued by the Wa-Hi-Nasa Lodge features several national treasures along side our Treasure of the Howard B, Olson Lodge. This piece also has a yellow boarder. There is also a reference to Clay Capp being the National Chief during the Conference with "Leading a Nation." Blue Book (X5)

S-59 — 2002. NOAC Contingent. This was issued only to contingent members and members of the Wa-Hi-Nasa lodge who were on staff for this conference. This flap has a mylar gold boarder, the lodge number 111 ghosted in to the Eagles head. Blue book (S60)

X-6 — 2002. The second pocket companion piece issued by the Wa-Hi-Nasa Lodge features several national treasures along side our Treasure of the Howard B, Olson Lodge. This piece also has a Gold Mylar boarder. There is also a reference to Clay Capp being the National Chief during the Conference with "Leading a Nation." Blue Book (X6)






S-60 — 2004. NOAC Trader. This was issued as a trader flap to be sold at Lodge events. This Flap was difficult to produce as we need to receive permission from the 101st Air Assault Division. After much communication the 101st allowed the use of their symbols. The brown camouflage as the background designated the Trader Flap. Blue Book (S61)

X-7 — 2004. The pocket companion piece also has the brown camouflage background and the words of Meteu, He who serves his fellows is of his fellows greatest.

S-61 — 2004. NOAC Contingent. This was issued only to contingent members and members of the Wa-Hi-Nasa lodge who were on staff for this conference. This Flap was difficult to produce as we need to receive permission from the 101st Air Assault Division. After much communication the 101st allowed the use of their symbols. The Green camouflage as the background designated the contingent Flap. The flaps were available to contingent members and members of the Wa-Hi-Nasa lodge who were on staff for this conference. Blue Book (S62)



X-8 — 2004. The pocket companion piece also has the green camouflage background and the words of Meteu, He who serves his fellows is of his fellows greatest. Blue Book (X8)



S-62 — 2005. Anniversary Issue. This flap was designed to celebrate Middle Tennessee's Council 85th anniversary of Scouting in Middle Tennessee. This Flap was open to all members. Lore behind this flap is that a portion of this flap disappeared out of the Trading post supplies only to show up 3 to 4 years later. Blue Book (S63)



S-63 — 2009. NOAC Trader. This was issued as a trader flap to be sold at Lodge events. The background of this flap is meant to depict the sunrise. These two flaps are typically called the Pirate Flap. Previously listed (S64)

X-9 — 2009. The pocket companion piece.

S-64 — 2009. NOAC Contingent. This was issued only to contingent members and members of the Wa-Hi-Nasa lodge who were on staff for this conference. The background of this flap is meant to depict the sunset. These two flaps are typically called the Pirate Flap. Previously listed (S65)

X-10 — 2009. The pocket companion piece.





S-65 — 2008. Anniversary Issue. This flap celebrates the 70th anniversary of the Wa-Hi-Nasa Lodge. The lodge has a fund raising campaign and this was the \$5 entry into that fund. The proceeds from this sale were given to pay for the lodges contribution to the Beaman-Curb conference Center. Previously listed (S69)

S-66 — 2008. Anniversary Issue. This flap celebrates the 70th anniversary of the Wa-Hi-Nasa Lodge. The lodge has a fund raising campaign and this was the \$20 entry into that fund. The proceeds from this sale were given to pay for the lodges contribution to the Beaman-Curb conference Center. Previously listed (S70)



S-67 — 2008. Anniversary Issue. This flap celebrates the 70th anniversary of the Wa-Hi-Nasa Lodge. The lodge has a fund raising campaign and this was the \$70 entry into that fund. The proceeds from this sale were given to pay for the lodges contribution to the Beaman-Curb conference Center. This flap also came with a certificate of Authenticity. Previously listed (S71)



In 2014, a pontoon boat was donated to Boxwell Reservation in the Name of the Wa-Hi-Nasa Lodge. This Boat the Wa-Hi-Nasa was soon followed when the Lodge restored a second pontoon boat to be rechristened the Brotherhood. This artwork was designed to adorn each boat showing the OA connection




S-68 — 2009. NOAC Trader. This was issued as a trader flap to be sold at Lodge events. This Flap is considered the Super Hero patches of the lodge. The Hero donning Stalman red for his primary color. Previously listed (S72)

X-12 — 2009. The pocket companion piece also has the paring of the Howard B. Olson OA Lodge building as the Hero floats in the air. The shape of the pocket flap was also change from the traditional chevron to the flap bottom shape of the BSA centennial Uniform pockets.

S-69 — 2009. NOAC Trader. This was issued as a trader flap to be sold at Lodge events. This Flap is considered the Super Hero patches of the lodge. The Hero donning Craig safety purple for his primary color. Previously listed (S73)



X-13 — 2009. The pocket companion piece also has the paring of the Cripple Crab Admiration building as the Hero floats in the air. The shape of the pocket flap was also change from the traditional chevron to the flap bottom shape of the BSA centennial Uniform pockets.



S-70 — 2009. NOAC Contingent. This was issued only to contingent members and members of the Wa-Hi-Nasa lodge who were on staff for this conference. This flap contained both the Stalman Red Hero and the Craig safety purple hero facing off. Previously listed (S74)

X-14 — 2009. The pocket companion piece also shows both the Howard B. Olson OA lodge and the Cripple Crab Administration Building as the Heroes float in the air. The shape of the pocket flap was also change from the traditional chevron to the flap bottom shape of the BSA centennial Uniform pockets.



W-3 — 2009. Service Issue. This flap was made available to those members who spent 12 hours of service to Latimer Reservation during 2009. The main focus of this project was the creation of the Bee Creek Trail. One Flap was earned with the ability to purchase a second for every 12 hours of service. . The Woven flap was only used in 2009. Previously listed (W3)

S-71 — 2009. When Ray Capp became the Chairman of the Order of the Arrow, the Lodge's LEC decided to honor him with a flap. It was decided that the flap should be of the same design of that of his son Clay's (S-58). This was made with a small portion being given to Ray to give as gifts during his travels as National Chairman. Since the Term of a national Chairman is typically 5-7 years, Ray was also given the ability to at his own expense re-order this flap as he needed. Previously listed (S75)



In 2015 The lodge produced a pin to be attached to this flap to help celebrate the 100th anniversary of the Order and the final year of Ray's chairmanship of the national Order of the Arrow committee.



S-72 — 2010. Service Issue. As a continuation of the Latimer Arrowcorps 111, this flap was made available to those members who spent 12 hours of service to Latimer Reservation from 2010 to 2012. One Flap was earned with the ability to purchase a second for every 12 hours of service. Previously listed (S76).

S-73 — 2010. Anniversary Issue. Set up to recognize the Centennial anniversary of Scouting in America. This flap was made in conjunction with a Council CSP and 8 round patches to help celebrate Scouting Centennial. Previously listed (S77)



S-74 — 2010. Conclave Host Issue. This flap was issued for the SR-6 conclave that was hosted at Boxwell. This was the Service flap for working at the event. The background was the face in the fire that was the Conclave participant patch. Previously listed (S78)

S-75 — 2010. Conclave Service Issue. The Blue Ghosted flap with a white Arrow was given to those who participated in a pre-conclave workday to get ready for the SR-6 Conclave hosted at Boxwell Reservation. One was earned per member with the ability to by two more. Previously listed (S79)



S-76 — 2012. NOAC Trader. This was issued as a trader flap to be sold at Lodge events. This patch with it's companion were stitches with brown tread in the eagles wings, Fleur-de-lis and Guitar bodies. Previously listed (S80)

X-15 — 2012.. The pocket companion piece also showing the rich history Middle Tennessee has in regards to Music and to Scouting. This features brown thread on the Guitar bodies, the Fleur-de-lis, and the lightening bolts.

S-77 — 2012. NOAC Contingent. This was issued only to contingent members and members of the Wa-Hi-Nasa lodge who were on staff for this conference. This patch with it's companion were stitches with Gold Mylar tread in the eagles wings, Fleur-de-lis and Guitar bodies. Previously listed (S81)



X-16 — 2012. The pocket companion piece also showing the rich history Middle Tennessee has in regards to Music and to Scouting. This features Gold Mylar thread on the Guitar bodies, the Fleur-de-lis, and the lightening bolts..



S-78 — 2013. This flap was voted on by the LEC to honor our lodges second National Chief, Matt Brown. As is the tradition in our lodge, Matt wanted the base design of his flap to be that of the first flap (F-1). 750 flaps were made with a small portion being given to Matt to give as gifts during his travels as National Chief. Previously listed (S82)

S-79 — 2013. Anniversary Issue. This flap celebrates the 75th anniversary of the Wa-Hi-Nasa Lodge. The lodge has a fund raising campaign and this was the \$5 entry into that fund. The proceeds from this sale were given to establish a Trust fund to send Arrowmen to the National OA High Adventure programs. Previously listed (S83)



S-80 — 2013. Anniversary Issue. This flap celebrates the 75th anniversary of the Wa-Hi-Nasa Lodge. The lodge has a fund raising campaign and this was the \$20 entry into that fund. The proceeds from this sale were given to establish a Trust fund to send Arrowmen to the National OA High Adventure programs. Previously listed (S84)



S-81 — 2013. Anniversary Issue. This flap celebrates the 75th anniversary of the Wa-Hi-Nasa Lodge. The lodge has a fund raising campaign and this was the \$75 entry into that fund. The proceeds from this sale were given to establish a Trust fund to send Arrowmen to the National OA High Adventure programs. Previously listed (S85)





S-82 — 2015. NOAC Trader. This was issued as a trader flap to be sold at Lodge events. This patch has a black boarder. Previously listed (S86)

X-17 — 2015. The pocket companion piece to the 2015 NOAC Trader patch has the traditional OA Sash with the arrow in Red Mylar. This also Shows the Triangular fire pit that is the center piece of OA ceremonial ground at “The Summit Bechtel Reserve.”

S-83 — 2015. NOAC Contingent. This was issued only to contingent members and members of the Wa-Hi-Nasa lodge who were on staff for this conference. This patch with it's companion were stitches with Silver mylar tread for the boarder. Previously listed (S87)

X-18 — 2015. The pocket companion piece to the 2015 NOAC Contingent patch has the traditional OA Sash with a white arrow and a red sash in Red Mylar. This also Shows the Triangular fire pit that is the center piece of OA ceremonial ground at “The Summit Bechtel Reserve.”





S-84 — 2015. Anniversary Issue. This flap celebrates the 100th anniversary of the Order of the Arrow. This flap features the classic design with the OA's 100th anniversary Totem with the traditional 111 ghosted inside the eagle. Previously listed (S88)

S-85 — 2016. This flap was voted on by the LEC to honor our lodge's third National Chief, Hunter Jones. As is the tradition in our lodge, Hunter was allowed to design his own flap and a small portion was given to Hunter to give as gifts during his travels as National Chief. Previously listed (S89)



S-86 — 2016. Conclave Service. This flap was issued for the SR-6N conclave that was hosted at Boxwell. This was the Service flap for working at the event. Previously listed (S90)

S-87 — 2016. Conclave Service. This flap was issued for the SR-6N conclave that was hosted at Boxwell. This was earned by those who gave service at a pre-conclave work weekend. Previously listed (S91)






S-88 — 2018. NOAC Trader. This was issued as a trader flap to be sold at Lodge events. This Flap has a cut edge between the flap and the bottom. Previously listed (S92)

X-21 — 2018. The pocket companion piece for the 2018 NOAC Trader. The top boarder is a cut edge to extend the scene seamlessly.

S-89 — 2018. NOAC Contingent Flap. Previously listed (S93)

X-22 — 2018. The pocket companion piece also has the paring of Catfish under the water.



S-90 — 2018. NOAC Contingent Trader. This was issued only to contingent members and members of the Wa-Hi-Nasa lodge who were on staff for this conference for the ability to Trade patches at the conference. Previously listed (S94)



X-23 — 2018. The pocket companion piece for the 2018 NOAC Contingent Trader.



S95

S-91 — 2018. Ordeal Issue. When the standard flaps of the lodge were re-ordered the flap had to be changed to fit the new size of the pocket on the uniform. The Flap measures 5" x 2.09". The eye on the eagle came out round and was an unintended change in the flap. Previously listed (S95)

S-92 — 2018. Brotherhood Issue. When the standard flaps of the lodge were re-ordered the flap had to be changed to fit the new size of the pocket on the uniform. The Flap measures 5" x 2.09". The eye on the eagle came out round and was an unintended change in the flap. Previously listed (S96)



S96



S97

S-93 — 2018. Vigil Issue. When the standard flaps of the lodge were re-ordered the flap had to be changed to fit the new size of the pocket on the uniform. The Flap measures 5" x 2.09". The eye on the eagle came out round and was an unintended change in the flap. Previously listed (S97)

S-94 — 2018. Anniversary Issue. This flap celebrates the 80th anniversary of the Wa-Hi-Nasa Lodge. The lodge has a fund raising campaign and this was the \$10 at the 2018 Winter Banquet. Previously listed (S98)



S98



S-95 — 2019. This Flap was created to honor the 3rd Region Chief from the Wa-Hi-Nasa Lodge, Sid Salazar. This version was a regular trader with a standard Blue Boarder. Previously listed (S99)

S-96 — 2019. This Flap was created to honor the 3rd Region Chief from the Wa-Hi-Nasa Lodge, Sid Salazar. This version was a special addition with a Blue Mylar Boarder. These were sold at a very limited quantity to Lodge Members for \$10 each. Previously listed (S100)





S-97 — 2019. Venturing / Sea Scout Integration — In 2018 the National OA Committee was asked to make the OA the National Honor society for ALL of Scouting. Following this equivant joining requirements for the Venturing and Sea Scout Programs. In 2019 was the first opportunity for these other programs to complete an Induction was in 2019. This marked the year of Integration. Previously listed (S101)

S-98 — 2020. NOAC Trader. This was issued as a trader flap to be sold at Lodge events. The “Poseidon Patch” goes with the big three Greek god theme for NOAC 2020. NOAC 2020 was cancelled in 2020 due to Coronavirus (COVID-19) Pandemic.

X-25 — 2020. The pocket companion piece for the 2020 NOAC Trader.



S-99 — 2020. NOAC Trader. This was issued as a trader flap to be sold at Lodge events. The “Hades Patch” goes with the big three Greek god theme for NOAC 2020. NOAC 2020 was cancelled in 2020 due to Coronavirus (COVID-19) Pandemic.

X-26 — 2020. The pocket companion piece for the 2020 NOAC Trader.



X-27 OA CSP — 2020, The first OA themed Council Shoulder Patch (CSP) was created in combination with the Lodge flap S-100 to help the lodge raise funds for their commitment to “Building for the New Century: A Campaign for Boxwell Reservation.”

S-100 — 2020. This flap was crested to raise funds for the Lodges’ commitment to the “Building for the New Century: A Campaign for Boxwell Reservation.” capital campaign.

S-101 — 2020. NOAC Contingent. This was issued as a contingent flap. The “Zeus Patch” goes with the big three Greek god theme for NOAC 2020. NO-AC 2020 was cancelled in 2020 due to Coronavirus (COVID-19) Pandemic. When the event was cancelled, this patch was sold openly to active lodge members.

X-28 — 2020. The pocket companion piece for the 2020 NOAC Contingent.



X-32 OA CSP — 2021, The Second OA themed Council Shoulder Patch (CSP) was created in combination with the Lodge flap S-102 to help the lodge raise funds to refurbish the Electrical system in the OA Lodge building. Known to many as the “Power to the Lodge” Project. This CSP has the iconic Crippled Crab set in a summer Scene .

S-102 — 2021. “Power to the Lodge” Flap. Featuring the Howard B. Olson Lodge in an “electricity storm.”

X-33 OA CSP — 2022, The “Power to the Lodge” project continued with the promise of a \$111 Patch set. This set was a winter theme variation of the previous years flap/CSP set (X-29/S-102). This silver mylar boarder set.

S-103 — 2022. “Power to the Lodge” Flap. Featuring the Howard B. Olson Lodge in an “electricity storm.”



X-34 OA CSP — 2022, The “Power to the Lodge” project continued with the promise of a \$111 Patch set. This set was a winter theme variation of the previous years flap/CSP set (X-29/S-102). When in the design phase of this project the idea of a silver or a blue mylar boarder was debated greatly as patch people do. No consensus could be reached, The suggestion was then made that the lodge could still raise the funds necessary to replace the electrical systems within the Olson Lodge building while providing both sets of CSP/flaps. So the ore-order crowd was surprised to have their investment doubled. X-30, X-31, S-103, S-104 were only sold as a set.

S-104 — 2022. “Power to the Lodge” Flap. Featuring the Howard B. Olson Lodge in an “electricity storm.”



S-105 — 2022. NOAC Trader. This was issued as a contingent flap. This Theme was designed based on the Peach Blossom Tree and the symbolism of the Peach blossom as a symbol of longevity. With the threat of COVID-19 and many supply chain issues common after our pandemic this set was first available at NOAC and was sold out by the end of the event.

X-35 — 2022. The pocket companion piece for the 2022 NOAC Trader.

S-106 — 2022. NOAC Contingent. This was issued as a contingent flap. This Theme was designed based on the Peach Blossom Tree and the symbolism of the Peach blossom as a symbol of longevity. Similar to the day scene seen in S-105 but set at night. This set was first available at NOAC and was sold out by the end of the event.

X-36 — 2022. The pocket companion piece for the 2022 NOAC Contingent.





S-107 — 2023. OA Section E3 Fundraiser Flap. In late 2022 the Section developed an idea to help Lodges within the section to subsidize the cost of conclave. The section created a flap for each of the 9 lodges within the section and a back patch to tie them together around the theme of Conclave, “Ragnarok”. All proceeds went to the individual lodges. The section sold sets of these with the back patch to Arrowman, while allowing lodges to purchase a number of just their flap to sell to their members. Wa-Hi-Nasa was Vanaheim—The realm of Vanir

S-108 — 2023. Arrowcorps 23. To ensure that the Lodge was servicing all of the Middle Tennessee council camps, in the fall of 2023 the Lodge hosted a service day at Charles E. Parish Scout Reservation. This conservation focused service project entailed renovating trails and creating a Leave No Trace orienteering course. Arrowmen serving at this event earned one flap and were given the opportunity to purchase up to three more flaps.



S-109 — 2023. Ordeal Issue. When the standard flaps of the lodge needed to be re-ordered the flap had to be changed to remove the round eyes on the previous standard flap. The inside of the Eagle used gray instead of the former black.

S-110 — 2023. Brotherhood Issue. When the standard flaps of the lodge needed to be re-ordered the flap had to be changed to remove the round eyes on the previous standard flap. The inside of the Eagle used gray instead of the former black.



S-111 — 2023. Vigil Issue. When the standard flaps of the lodge needed to be re-ordered the flap had to be changed to remove the round eyes on the previous standard flap. The inside of the Eagle used gray instead of the former black.



S-112— 2023. Anniversary Issue. This flap celebrates the 85th anniversary of the Wa-Hi-Nasa Lodge. This flap was sold as a pre-order flap at Fall Fellowship and delivered to lodge members at Winter Banquet.

S-113 — 2023. 2024 NOAC fundraiser. This was issued as a fundraising flap to help offset the cost of the 2024 NOAC at University of Colorado. .

X-38 — 2023. 2024 NOAC fundraiser pocket patch. The pocket companion piece for the 2024 NOAC fundraiser flap.



Patch Numbers and Numbering Systems

There are several different systems to number the patches that a lodge produces. An earlier system was created by Blue Book (BB). This system was used but was not updated since 2006. This system is referenced in this catalog as Previously listed (.....)

In 2020, the International Scouting Collector's Association (ISCA) executed a plan to replace this system with one that can be updated. It is called the OA Insignia Guide (OAIG).

The Letters before each number reference the type of Patch. The Key to these is listed below:

A = Arrowhead Shaped

F = Flap shaped patches not fully embroidered and does not have another classification

R = Round Patches

S = Solid Fully embroidered Flap shaped patches

X = Any other shape

B = Patches made of Bullion construction and of any shape,

C = Patches that are Chenille construction and of any shape.

L = Patches that are made out of Leather and of any shape.

M = Any full-size emblem that is Metal (does not include hat pins or neckerchief slides)

W = Woven patches, generally flap-shaped but not always (see picture 11).

Y = Special Circumstances

J = Jacket patch and large patches generally over 6 inches.

N = Neckerchiefs,

c = chapter issue.

e = event issue

Wa-Hi-Nasa Lodge Round Patches



R4

R-4 — 1986 NOAC Contingent. The shield made from this patch has been on display at every NOAC since.



R-5 — 1986 Honor Chapter.



R-6 — 1990 Honor Chapter.



X-1 — 1986 Honor Chapter Rocker.

In conjunction with R-5



X-2 — 1987 Honor Chapter Rocker.

In conjunction with R-5



X-3 — 1988 Honor Chapter Rocker.

In conjunction with R-5



X-4 — 1989 Honor Chapter Rocker.

In conjunction with R-5



R-7 — 1997 Honor Chapter



R-8 — 2009-2 Trading post patch .



W-4 — 2010 R1 Replica..

Wa-Hi-Nasa Lodge Fall Fellowship Patches



eX-1971 — 1971 Fall Fellowship.
The first event patch



eR-1973 — 1973 Fall Fellowship.



eX-1974
1974 Fall Fellowship.



eX-1975
1975 Fall Fellowship.



eX-1976-2
1976 Fall Fellowship.



eX-1977
1977 Fall Fellowship.



eX-1978
1978 Fall Fellowship.



eX-1979
1979 Fall Fellowship.



eX-1980-1
1980 Spring Fellowship
and Service Day

Wa-Hi-Nasa Lodge Fall Fellowship Patches



eX-1980-2
1980 Fall Fellowship.



eX-1981
1981 Fall Fellowship.



eX-1982
1982 Fall Fellowship.



eX-1983
1993 Fall Fellowship.



eX-1984 -2
1984 Fall Fellowship.



eX-1985
1985 Fall Fellowship.



eR-1986
1986 Fall Fellowship.



eX-1987-2
1987 Fall Fellowship.



eX-1988
1988 Fall Fellowship.

Wa-Hi-Nasa Lodge Fall Fellowship Patches



eX-1989

1989 Fall Fellowship.
This Fellowship was known as
the first Floating Fellowship



eR-1990

1990 Fall Fellowship.



eA-1991-2

1991 Fall Fellowship.



eR-1992

1992 Fall Fellowship.



eX-1993

1993 Fall Fellowship.




eX-1994

1994 Fall Fellowship.



eX-1995

1995 Fall Fellowship.



eX-1996

1996 Fall Fellowship.



eX-1997

1997 Fall Fellowship

Wa-Hi-Nasa Lodge Fall Fellowship Patches



eX-1998-2
1998 Fall Fellowship.
Gone Country



eR-1999-3
1999 Fall Fellowship.
Brotherhood Games

eX-2000-3 - 2000 Fall Fellowship. Scottish Fest Blue Flag. The Participant patch.
eX-2000-4 - 2000 Fall Fellowship. Brown Flag. This patch was a mistake. Every pack of 25 with a blue flag had a single patch with the Brown flag. Once the event chairman realized the mistake he went around gathering up the Brown flags to give to staff members as a thank you. A very limited number were sold in the Trading post



eR-2001-4a— 2001 Fall Fellowship. Murder Mystery Weekend. The Participant patch included the Button loop.

eR-2001-4b— 2001 Fall Fellowship The Patch sold by the Trading post as a souvenir did not have a Button loop.

eR-2001-5— 2001 Fall Fellowship The thank you given to the staff was a special patch with Staff right above the flashlight beam. This also has a button loop.



eR-2002-3 - 2002 Fall Fellowship.
Native American Fellowship



eR-2005 - 2005 Fall Fellowship.
"I Want You" Fellowship
Military Themed



eX-2006-2 - 2006 Fall Fellowship.
Pirate Fellowship



eR-2003-3 - 2003 Fall Fellowship.
Western Fellowship Participant

eR-2003-4 - 2003 Fall Fellowship Staff.
The Staff Patch has "Staff" ghosted in the horse



eR-2004-3 - 2004 Fall Fellowship.
Age of Heroes Fellowship Participant

eR-2004-4 - 2004 Fall Fellowship Staff.
The Staff Patch has "Staff" on the bottom of the shield



eX-2007-2 - 2004 Fall Fellowship.
Participant was signified by the Black person

eX-2007-3 - 2004 Fall Fellowship Staff.
Staff patch was signified by the Red and white person

Wa-Hi-Nasa Lodge Fall Fellowship Patches



eX-2008-3 - 2008 Fall Fellowship.
Participant was signified by the White Toga.
eX-2008-4 - 2008 Fall Fellowship Staff.
Staff patch was signified by the Purple Toga.



eX-2009-2 - 2009 Fall Fellowship.
ArrowStrong



eA-2010-1 - 2010 Fall Fellowship.



eX-2011 - 2011 Fall Fellowship.
The Godfather Fellowship



eX-2012-2 -
2012 Fall Fellowship.



eX-2013-2 - 2013 Fall Fellowship.
0075 Fellowship

Wa-Hi-Nasa Lodge Fall Fellowship Patches



eX-2014-2 - 2014 Fall Fellowship.
Duck Dynasty



eA-2015-3 - 2015 Fall Fellowship.

Participant was signified by the black boarder.



eA-2015-4 - 2015 Fall Fellowship Staff.

Staff patch was signified by the red boarder and the Staff.



eX-2016-3 - 2016 Fall Fellowship.

Participant was signified by the red boarder.



eX-2016-4 - 2016 Fall Fellowship Staff.

Staff patch was signified by the black boarder and the Staff.



eX-2017-3 - 2017 Fall Fellowship.



eR-2018-2 - 2018 Fall Fellowship.

Wa-Hi-Nasa Lodge Fall Fellowship Patches



eR-2019-2 - 2019 Fall Fellowship.
Participant was signified by the Black boarder.
eR-2019-3 - 2019 Fall Fellowship Staff.
Staff patch was signified by the Purple boarder.

eR-2021-2 - 2021 Fall Fellowship.



eR-2022-2 - 2022 Fall Fellowship.

eR-2023-3 - 2023 Fall Fellowship.

Certificate presented by the National Order of the Arrow Committee for donation of OA national Vice Chief flap produced in honor of Josh Sain

Wa-Hi-Nasa Lodge Training Patches



eX-1987-1
1987 Red and Blue
Training



eX-1991-1
1991 Red and Blue
Training



eR-1999-1
1999 OAU Round
This Round was used for 5 years as
the base patch for the OAU Program



eX-1999-2
1999 OAU Rocker



eX-2001-1
2001 OAU Rocker



eX-2000-1
2000 OAU Rocker



eX-2002-1
2002 OAU Rocker



eX-2003-1
2003 OAU Rocker



eA-2000-2
2000 OAU Staff



eA-2001-2
2001 OAU Staff

Wa-Hi-Nasa Lodge Training Patches



eA-2002-2
2002 OAU Staff



eA-2003-2
2003 OAU Staff

eYX-2004-2
2004 OAU.

This event was Canceled due to loss of the Smyrna National Guard Armory 3 weeks before the event.

Never Officially issued . Only a few of these patches were given out to promote the event at the previous Winter Banquet and Winter Camp.



eYA-2004-1
2004 OAU.Staff

This event was Canceled due to loss of the Smyrna National Guard Armory 3 weeks before the event.

Never Officially issued . Only a few of these patches were given out to promote the event at the previous Winter Banquet and Winter Camp.



eX-2001-3
OAU Ph.D. Patch

This program was created to give a higher degree to the OAU program. Very few adults ever earned this "degree" and no Youth ever completed this. This Program continues though the 2003 OAU



eX-2007-1
2007 OAU Participant

Wa-Hi-Nasa Lodge Training Patches



eX-2008-1
2008 OAU Participant



eX-2009-1
2009 OAU Participant



eX-2012-1
2012 OAU Participant



eX-2013-1
2013 OAU Participant



eR-2014-1
2014 OAU Participant



eR-2015-1
2015 OAU Participant

Wa-Hi-Nasa Lodge Training Patches



eX-2016-1 - 2016 OAU.
The Foundation of the Order Participant
eX-2016-2 - 2016 OAU Staff.
The Foundation of the Order Staff

eX-2017-1 - 2017 OAU.
OAU Participant
eX-2017-2 - 2017 OAU Staff.
OAU Staff



eR-2018-1 - 2018 OAU.
OAU Participant



eX-2020-1 - 2019 Spring Shindig.
Spring Shindig Participant

eR-2019-1 - 2019 Spring Shindig.
Spring Shindig Participant





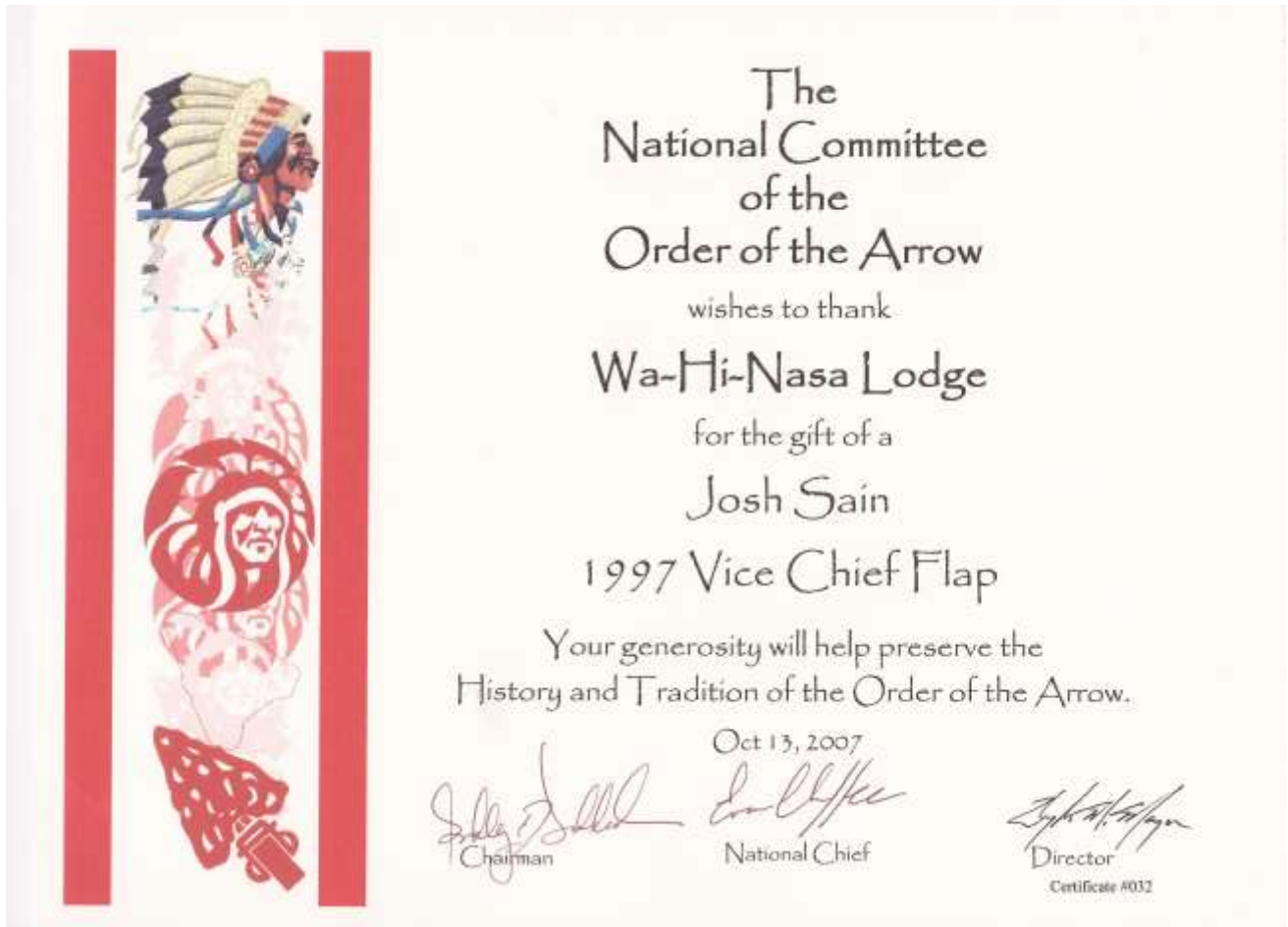
eR-2021-1 - 2021 Spring Shindig.
Spring Shindig Participant



eR-2022-1 - 2022 Spring Shindig.
Spring Shindig Participant



eR-2023-2 - 2023 Spring Shindig.
Spring Shindig Participant



Wa-Hi-Nasa Lodge Event Patches



eX-2001-6— 2001 Winter Banquet Participant



eX-2008-6— 2008 Winter Banquet Participant



eX-2008-7— 2008 Winter Banquet Staff



eR-2008-5— 2008 Vigil Weekend held Oct30-Nov1, 2008



eR-1998-1
Wa-Hi-Nasa Ironman held at the 1998 / 1999 Fall Fellowship.



eR-2014-3
Wa-Hi-Nasa Ironman held at the 2014 Fall Fellowship.



eX-2006-1—2006 Eye Patch created for the pirate theme NOAC and Fall Fellowship



X-11

Mini flap patches created to make Key Chains but only half were made into Key chains the other half were sold to make luggage tags as desired.

Wa-Hi-Nasa Lodge Event Patches



eA-2006-3— 2006 Council Jamboree OA Service Corps



eA-2008-2— 2008 OA Service Corps to the Council Cub and Family Weekends



eA-2010-2— 2010 Council Jamboree OA Service Corps



eA-2014-4— 2014 Council Jamboree OA Service Corps




eX-2015-2— 2015 ArrowTour
This was a Patch given to those who participated in the ArrowTour Stop at Boxwell Reservation. June 22, 2015



X-24— 2018 Ceremonies award

- X-19**— 2016 Conclave host Promotion Patch. This Patch was first released at the 2016 Winter Banquet.
- X-20**— 2017 Conclave host Promotion Patch. This was first released at the first Conclave workday.




eR-2023-1 - 2023 Anniversary patch.



eR-2023-4 - 2023 Winter Banquet.

- eX-2018-3**— 2018 Trading Post item. Ordeal sash with 111 embroidered below the arrow. First available for sale at the 2018 Winter Banquet.
- eX-2018-3**— 2018 Trading Post item. Brotherhood sash with 111 embroidered below the arrow. First available for sale at the 2018 Winter Banquet.
- eX-2018-3**— 2018 Trading Post item. Vigil sash with 111 embroidered below the arrow. First available for sale at the 2018 Winter Banquet.



eR-2023-5 - 2023 Back patch
In 2023 all the Lodge's Event Patches were designed to fit together within a back patch